

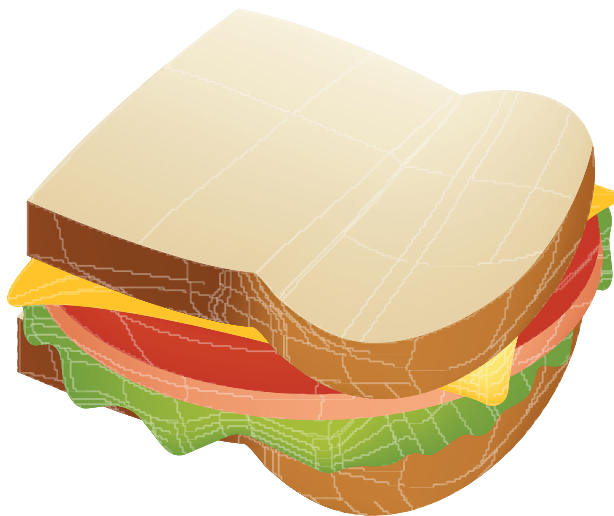


What to Do:
Print on cardstock and cut out, one for every two kids.


"Emoji I Spy" Activity Page
May 2025, Week 1, Small Group K-1
© 2025 Amazing Life Foundation, Inc. All rights reserved.



What to Do:
Print on cardstock and cut apart, one set for each Small Group.





What to Do:
Print on cardstock and cut apart, one set for each Small Group.




What to Do:
Print on cardstock and cut apart, one set for each Small Group.



What to Do:
Print on cardstock and cut apart, one set for each Small Group.




What to Do:
Print on cardstock and cut apart, one set for each Small Group.



What to Do:
Print on cardstock and cut apart, one set for each Small Group.



What to Do:
Print on cardstock and cut apart, one set for each Small Group.



What to Do:
Print on cardstock and cut apart, one set for each Small Group.



What to Do:
Print on cardstock and cut apart, one set for each Small Group.



What to Do:
Print on cardstock and cut apart, one set for each Small Group.

"Emoji Cards" Activity Page
May 2025, Week 1, Small Group K-1
© 2025 Amazing Life Foundation, Inc. All rights reserved.



1



2



3



4



5



6

What to Do:
Print on cardstock and cut apart, one set for every four kids.

"Memory Verse Mix-Up" Activity Page NlrV
May 2025, Week 1, Small Group K-1
© 2025 Amazing Life Foundation, Inc. All rights reserved.



7



8



9



10



11

What to Do:
Print on cardstock and cut apart, one set for every four kids.

"Memory Verse Mix-Up" Activity Page NlrV
May 2025, Week 1, Small Group K-1
© 2025 Amazing Life Foundation, Inc. All rights reserved.